

# MINIATURE

|                                    |     |
|------------------------------------|-----|
| PILOT LAMPS BA15D 16X45MM          | 164 |
| PILOT LAMPS E14 16X45MM            | 164 |
| PILOT LAMPS E12 16X45MM            | 164 |
| TUBULAR LAMPS BA15D 16X54MM        | 164 |
| TUBULAR LAMPS BA9S (MCC) 10X28MM   | 164 |
| TUBULAR LAMPS BA7S 7X20MM          | 165 |
| TUBULAR LAMPS E14 16X54MM          | 165 |
| TUBULAR LAMPS E14 13X30MM          | 165 |
| TUBULAR LAMPS E10 10X28MM          | 166 |
| TUBULAR LAMPS E5 5.7X17.5MM        | 166 |
| MIDGET GROOVE LAMPS S5.7S 5.7X16MM | 166 |
| TELEPHONE SLIDE LAMPS T5.5 5X30MM  | 166 |
| TELEPHONE SLIDE LAMPS T6.8 7X44MM  | 167 |
| FESTOON LAMPS SV8.5-8 15.5X43MM    | 167 |
| FESTOON LAMPS SV8.5-8 11X43MM      | 167 |
| FESTOON LAMPS SV8.5-8 11X38MM      | 167 |
| FESTOON LAMPS SV7-8 8X38MM         | 168 |
| FESTOON LAMPS SV7-8 6X36MM         | 168 |
| WEDGE BASE LAMPS W2X4.6D 5X20MM    | 168 |
| WEDGE BASE LAMPS W2.1X9.5D 10X27MM | 168 |





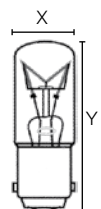
| Order code                       | Volts    | Current | Watts | Cap       | X<br>mm | Y<br>mm |
|----------------------------------|----------|---------|-------|-----------|---------|---------|
| <b>PILOT LAMPS BA15D 16X45MM</b> |          |         |       |           |         |         |
| PIL10SBC25                       | 24V      | 420MA   | 10W   | SBC/BA15D | 16      | 45      |
| PIL10SBC50                       | 50V      | 200MA   | 10W   | SBC/BA15D | 16      | 45      |
| PIL10SBC110                      | 110-140V | 70MA    | 6-10W | SBC/BA15D | 16      | 45      |
| PIL10SBC                         | 220-260V | 40MA    | 10W   | SBC/BA15D | 16      | 45      |



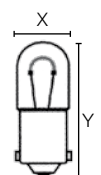
| Order code                     | Volts    | Current | Watts | Cap     | X<br>mm | Y<br>mm |
|--------------------------------|----------|---------|-------|---------|---------|---------|
| <b>PILOT LAMPS E14 16X45MM</b> |          |         |       |         |         |         |
| PIL10SES12                     | 12V      | 830MA   | 10W   | SES/E14 | 16      | 45      |
| PIL10SES25                     | 24V      | 420MA   | 10W   | SES/E14 | 16      | 45      |
| PIL10SES110                    | 110-140V | 70MA    | 6-10W | SES/E14 | 16      | 45      |
| PIL10SES                       | 220-260V | 40MA    | 10W   | SES/E14 | 16      | 45      |



| Order code                     | Volts    | Current | Watts | Cap            | X<br>mm | Y<br>mm |
|--------------------------------|----------|---------|-------|----------------|---------|---------|
| <b>PILOT LAMPS E12 16X45MM</b> |          |         |       |                |         |         |
| PIL3CND12                      | 12V      | 250MA   | 3W    | CANDELABRA/E12 | 16      | 45      |
| PIL5CND25                      | 24V      | 208MA   | 5W    | CANDELABRA/E12 | 16      | 45      |
| PIL10CND50                     | 50-60V   | 167MA   | 10W   | CANDELABRA/E12 | 16      | 45      |
| PIL10CND110                    | 110-140V | 70MA    | 6-10W | CANDELABRA/E12 | 16      | 45      |
| PIL10CND                       | 220-260V | 40MA    | 10W   | CANDELABRA/E12 | 16      | 45      |



| Order code                         | Volts    | Current | Watts | Cap       | X<br>mm | Y<br>mm |
|------------------------------------|----------|---------|-------|-----------|---------|---------|
| <b>TUBULAR LAMPS BA15D 16X54MM</b> |          |         |       |           |         |         |
| BT24-5-54                          | 24V      | 208MA   | 5W    | SBC/BA15D | 16      | 54      |
| BT24-10-54                         | 24-30V   | 333MA   | 6-10W | SBC/BA15D | 16      | 54      |
| BT130-10-54                        | 110-140V | 70MA    | 6-10W | SBC/BA15D | 16      | 54      |
| BT240-10-54                        | 220-260V | 40MA    | 10W   | SBC/BA15D | 16      | 54      |



| Order code                              | Volts | Current | Watts | Cap  | X<br>mm | Y<br>mm |
|---|-------|---------|-------|------|---------|---------|
| <b>TUBULAR LAMPS BA9S (MCC) 10X28MM</b> |       |         |       |      |         |         |
| BT6-0.6-28                              | 6V    | 100MA   | 0.6W  | BA9S | 10      | 28      |
| BT6.3-0.95-28                           | 6.3V  | 151MA   | 0.95W | BA9S | 10      | 28      |
| BT12-2-28                               | 12V   | 167MA   | 2W    | BA9S | 10      | 28      |
| BT12-4-28                               | 12V   | 333MA   | 4W    | BA9S | 10      | 28      |
| BT24-1.2-28                             | 24V   | 50MA    | 1.2W  | BA9S | 10      | 28      |
| BT24-2-28                               | 24V   | 80MA    | 2W    | BA9S | 10      | 28      |
| BT24-3-28                               | 24V   | 125MA   | 3W    | BA9S | 10      | 28      |
| BT28-2.24-28                            | 28V   | 80MA    | 2.24W | BA9S | 10      | 28      |
| BT30-2-28                               | 30V   | 65MA    | 2W    | BA9S | 10      | 28      |



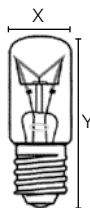
| Order code  | Volts  | Current | Watts | Cap  | X<br>mm | Y<br>mm |
|---|--------|---------|-------|------|---------|---------|
| <b>TUBULAR LAMPS BA9S (MCC) 10X28MM - continued</b> |        |         |       |      |         |         |
| BT48-2.4-28   | 48V    | 50MA    | 2.4W  | BA9S | 10      | 28      |
| BT50-2-28   | 48-60V | 33MA    | 2W    | BA9S | 10      | 28      |
| BT130-2.6-28  | 130V   | 20MA    | 2.6W  | BA9S | 10      | 28      |
| BT240-2-28  | 220V   | 9MA     | 2W    | BA9S | 10      | 28      |
| BT240-3-28  | 240V   | 13MA    | 3W    | BA9S | 10      | 28      |
| LEDBT24-25  | 24-28V |         |       | BA9S | 10      | 25      |

(LED)

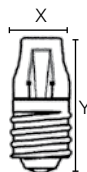
| Order code                       | Volts | Current | Watts | Cap  | X<br>mm | Y<br>mm |
|----------------------------------|-------|---------|-------|------|---------|---------|
| <b>TUBULAR LAMPS BA7S 7X20MM</b> |       |         |       |      |         |         |
| B24-2-20                         | 24V   | 80MA    | 2W    | BA7S | 7       | 20      |
| BT30-1.5-20                      | 30V   | 50MA    | 1.5W  | BA7S | 7       | 20      |
| BT24-2-20                        | 24V   | 80MA    | 2W    | BA7S | 7       | 20      |
| BT30-1.5-20                      | 30V   | 50MA    | 1.5W  | BA7S | 7       | 20      |
| BT60-1.2-20                      | 60V   | 20MA    | 1.2W  | BA7S | 7       | 20      |



| Order code                       | Volts    | Current | Watts  | Cap     | X<br>mm | Y<br>mm |
|----------------------------------|----------|---------|--------|---------|---------|---------|
| <b>TUBULAR LAMPS E14 16X54MM</b> |          |         |        |         |         |         |
| ST12-5-54                        | 12V      | 420MA   | 5W     | SES/E14 | 16      | 54      |
| ST24-5-54                        | 24V      | 208     | 5W     | SES/E14 | 16      | 54      |
| ST24-10-54                       | 24-30V   | 333MA   | 6-10W  | SES/E14 | 16      | 54      |
| ST60-10-54                       | 60V      | 167MA   | 10W    | SES/E14 | 16      | 54      |
| ST130-10-54                      | 110-140V | 70MA    | 6-10W  | SES/E14 | 16      | 54      |
| ST240-15-54                      | 220-260V | 58MA    | 10-15W | SES/E14 | 16      | 54      |



| Order code                       | Volts    | Current | Watts | Cap     | X<br>mm | Y<br>mm |
|----------------------------------|----------|---------|-------|---------|---------|---------|
| <b>TUBULAR LAMPS E14 13X30MM</b> |          |         |       |         |         |         |
| ST24-2-30                        | 24V      | 80MA    | 2W    | SES/E14 | 13      | 30      |
| ST24-3-30                        | 24V      | 125MA   | 3W    | SES/E14 | 13      | 30      |
| ST30-2-30                        | 30V      | 67MA    | 2W    | SES/E14 | 13      | 30      |
| ST36-2-30                        | 36V      | 56MA    | 2W    | SES/E14 | 13      | 30      |
| ST240-5-30                       | 220-260V | 27MA    | 5-7W  | SES/E14 | 13      | 30      |



MINIATURE

| Order code | Volts | Current | Watts | Cap | X<br>mm | Y<br>mm |
|------------|-------|---------|-------|-----|---------|---------|
|------------|-------|---------|-------|-----|---------|---------|

**TUBULAR LAMPS E10 10X28MM**



|                  |        |       |       |         |    |    |
|------------------|--------|-------|-------|---------|----|----|
| ST6-1.8-28       | 6V     | 300MA | 1.8W  | MES/E10 | 10 | 28 |
| ST6-5-28         | 6V     | 833MA | 5W    | MES/E10 | 10 | 28 |
| ST12-2-28        | 12V    | 167MA | 2W    | MES/E10 | 10 | 28 |
| ST24-1.2-28      | 24V    | 50MA  | 1.2W  | MES/E10 | 10 | 28 |
| ST24-2-28        | 24V    | 80MA  | 2W    | MES/E10 | 10 | 28 |
| ST24-2.8-28      | 24V    | 117MA | 2.8W  | MES/E10 | 10 | 28 |
| ST28-1.12-28     | 28V    | 40MA  | 1.12W | MES/E10 | 10 | 28 |
| ST60-2.4-28      | 60V    | 40MA  | 2.4W  | MES/E10 | 10 | 28 |
| ST130-2.6-28     | 130V   | 20MA  | 2.6W  | MES/E10 | 10 | 28 |
| ST240-3-28       | 220V   | 14MA  | 3W    | MES/E10 | 10 | 28 |
| ST240-2.9-28     | 240V   | 12MA  | 2.9W  | MES/E10 | 10 | 28 |
| (LED) LEDST24-26 | 24-28V |       |       | MES/E10 | 13 | 26 |

| Order code | Volts | Current | Watts | Cap | X<br>mm | Y<br>mm |
|------------|-------|---------|-------|-----|---------|---------|
|------------|-------|---------|-------|-----|---------|---------|

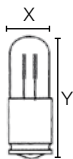
**TUBULAR LAMPS E5 5.7X17.5MM**



|              |     |      |       |        |     |      |
|--------------|-----|------|-------|--------|-----|------|
| ST6-0.36-18  | 6V  | 60MA | 0.36W | LES/E5 | 5.7 | 17.5 |
| ST12-0.6-18  | 12V | 50MA | 0.6W  | LES/E5 | 5.7 | 17.5 |
| ST12-1-18    | 12V | 83MA | 1W    | LES/E5 | 5.7 | 17.5 |
| ST24-0.96-18 | 24V | 40MA | 0.96W | LES/E5 | 5.7 | 17.5 |
| ST60-1.2-18  | 60V | 20MA | 1.2W  | LES/E5 | 5.7 | 17.5 |

| Order code | Volts | Current | Watts | Cap | X<br>mm | Y<br>mm |
|------------|-------|---------|-------|-----|---------|---------|
|------------|-------|---------|-------|-----|---------|---------|

**MIDGET GROOVE LAMPS S5.7S 5.7X16MM**



|           |        |      |       |               |     |    |
|-----------|--------|------|-------|---------------|-----|----|
| MG14-1.12 | 14V    | 80MA | 1.12W | MIDGET GROOVE | 5.7 | 16 |
| MG28-1.12 | 28V    | 40MA | 1.12W | MIDGET GROOVE | 5.7 | 16 |
| MG48-1.2  | 48V    | 25MA | 1.2W  | MIDGET GROOVE | 5.7 | 16 |
| MG60-1.2  | 60V    | 20MA | 1.2W  | MIDGET GROOVE | 5.7 | 16 |
| LEDMG24   | 24-28V |      |       | MIDGET GROOVE | 5.9 | 15 |

| Order code | Volts | Current | Watts | Cap | X<br>mm | Y<br>mm |
|------------|-------|---------|-------|-----|---------|---------|
|------------|-------|---------|-------|-----|---------|---------|

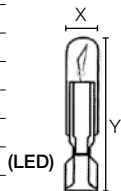
**TELEPHONE SLIDE LAMPS T5.5 5X30MM**



|             |        |      |      |      |   |    |
|-------------|--------|------|------|------|---|----|
| TS12-0.6-55 | 12V    | 50MA | 0.6W | T5.5 | 5 | 30 |
| TS24-1.2-55 | 24V    | 50MA | 1.2W | T5.5 | 5 | 30 |
| TS28-1.4-55 | 28V    | 50MA | 1.4W | T5.5 | 5 | 30 |
| TS30-1.5-55 | 30V    | 50MA | 1.5W | T5.5 | 5 | 30 |
| TS60-1.2-55 | 60V    | 20MA | 1.2W | T5.5 | 5 | 30 |
| LEDTS24-55  | 24-28V |      |      | T5.5 | 5 | 30 |

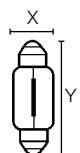


| Order code                               | Volts  | Current | Watts | Cap  | X<br>mm | Y<br>mm |
|--|--------|---------|-------|------|---------|---------|
| <b>TELEPHONE SLIDE LAMPS T6.8 7X44MM</b> |        |         |       |      |         |         |
| TS12-0.6-68                              | 12V    | 50MA    | 0.6W  | T6.8 | 7       | 44      |
| TS24-1.2-68                              | 24V    | 50MA    | 1.2W  | T6.8 | 7       | 44      |
| TS28-1.26-68                             | 28V    | 45MA    | 1.26W | T6.8 | 7       | 44      |
| TS30-1.5-68                              | 30V    | 50MA    | 1.5W  | T6.8 | 7       | 44      |
| TS60-3-68                                | 60V    | 50MA    | 3W    | T6.8 | 7       | 44      |
| LEDTS24-68                               | 24-28V |         |       | T6.8 | 7.5     | 42      |



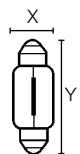
| Order code                             | Volts | Current | Watts | Cap | X<br>mm | Y<br>mm |
|--|-------|---------|-------|-----|---------|---------|
| <b>FESTOON LAMPS SV8.5-8 15.5X43MM</b> |       |         |       |     |         |         |

|              |     |       |     |         |      |    |
|--------------|-----|-------|-----|---------|------|----|
| FE6-15-1543  | 6V  | 2.5A  | 15W | SV8.5-8 | 15.5 | 43 |
| FE6-21-1543  | 6V  | 3.5A  | 21W | SV8.5-8 | 15.5 | 43 |
| FE12-10-1543 | 12V | 833MA | 10W | SV8.5-8 | 15.5 | 43 |
| FE12-15-1543 | 12V | 1.25A | 15W | SV8.5-8 | 15.5 | 43 |
| FE12-18-1543 | 12V | 1.5A  | 18W | SV8.5-8 | 15.5 | 43 |
| FE12-21-1543 | 12V | 1.75A | 21W | SV8.5-8 | 15.5 | 43 |
| FE24-10-1543 | 24V | 417MA | 10W | SV8.5-8 | 15.5 | 43 |
| FE24-15-1543 | 24V | 625MA | 15W | SV8.5-8 | 15.5 | 43 |
| FE24-18-1543 | 24V | 750MA | 18W | SV8.5-8 | 15.5 | 43 |
| FE24-21-1543 | 24V | 875MA | 21W | SV8.5-8 | 15.5 | 43 |



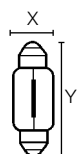
| Order code                           | Volts | Current | Watts | Cap | X<br>mm | Y<br>mm |
|--------------------------------------|-------|---------|-------|-----|---------|---------|
| <b>FESTOON LAMPS SV8.5-8 11X43MM</b> |       |         |       |     |         |         |

|              |     |       |     |         |    |    |
|--------------|-----|-------|-----|---------|----|----|
| FE6-3-1143   | 6V  | 500MA | 3W  | SV8.5-8 | 11 | 43 |
| FE6-10-1143  | 6V  | 1.67A | 10W | SV8.5-8 | 11 | 43 |
| FE12-5-1143  | 12V | 417MA | 5W  | SV8.5-8 | 11 | 43 |
| FE12-10-1143 | 12V | 833MA | 10W | SV8.5-8 | 11 | 43 |
| FE18-5-1143  | 18V | 278MA | 5W  | SV8.5-8 | 11 | 43 |
| FE24-5-1143  | 24V | 208MA | 5W  | SV8.5-8 | 11 | 43 |
| FE24-10-1143 | 24V | 417MA | 10W | SV8.5-8 | 11 | 43 |
| FE48-5-1143  | 48V | 104MA | 5W  | SV8.5-8 | 11 | 43 |



| Order code                           | Volts | Current | Watts | Cap | X<br>mm | Y<br>mm |
|--------------------------------------|-------|---------|-------|-----|---------|---------|
| <b>FESTOON LAMPS SV8.5-8 11X38MM</b> |       |         |       |     |         |         |

|              |     |       |     |         |    |    |
|--------------|-----|-------|-----|---------|----|----|
| FE6-5-1138   | 6V  | 833MA | 5W  | SV8.5-8 | 11 | 38 |
| FE12-5-1138  | 12V | 417MA | 5W  | SV8.5-8 | 11 | 38 |
| FE12-6-1138  | 12V | 500MA | 6W  | SV8.5-8 | 11 | 38 |
| FE12-10-1138 | 12V | 833MA | 10W | SV8.5-8 | 11 | 38 |
| FE24-5-1138  | 24V | 208MA | 5W  | SV8.5-8 | 11 | 38 |
| FE24-6-1138  | 24V | 250MA | 6W  | SV8.5-8 | 11 | 38 |
| FE24-10-1138 | 24V | 417MA | 10W | SV8.5-8 | 11 | 38 |



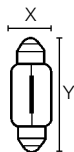
MINIATURE

| Order code                        | Volts | Current | Watts | Cap | X<br>mm | Y<br>mm |
|-----------------------------------|-------|---------|-------|-----|---------|---------|
| <b>FESTOON LAMPS SV7-8 8X38MM</b> |       |         |       |     |         |         |



|            |     |       |    |       |   |    |
|------------|-----|-------|----|-------|---|----|
| FE12-3-838 | 12V | 300MA | 3W | SV7-8 | 8 | 38 |
| FE24-3-838 | 24V | 125MA | 3W | SV7-8 | 8 | 38 |

| Order code                        | Volts | Current | Watts | Cap | X<br>mm | Y<br>mm |
|-----------------------------------|-------|---------|-------|-----|---------|---------|
| <b>FESTOON LAMPS SV7-8 6X36MM</b> |       |         |       |     |         |         |



|            |     |       |    |       |   |    |
|------------|-----|-------|----|-------|---|----|
| FE12-3-636 | 12V | 250MA | 3W | SV7-8 | 6 | 36 |
| FE24-3-636 | 24V | 125MA | 3W | SV7-8 | 6 | 36 |
| FE28-3-636 | 28V | 107MA | 3W | SV7-8 | 6 | 36 |

| Order code                             | Volts | Current | Watts | Cap | X<br>mm | Y<br>mm |
|--|-------|---------|-------|-----|---------|---------|
| <b>WEDGE BASE LAMPS W2X4.6D 5X20MM</b> |       |         |       |     |         |         |



|             |     |       |      |         |   |    |
|-------------|-----|-------|------|---------|---|----|
| WB12-1.2-20 | 12V | 100MA | 1.2W | W2X4.6D | 5 | 20 |
| WB24-1.2-20 | 24V | 50MA  | 1.2W | W2X4.6D | 5 | 20 |

| Order code                                | Volts | Current | Watts | Cap | X<br>mm | Y<br>mm |
|---|-------|---------|-------|-----|---------|---------|
| <b>WEDGE BASE LAMPS W2.1X9.5D 10X27MM</b> |       |         |       |     |         |         |



|               |      |       |       |           |    |    |
|---------------|------|-------|-------|-----------|----|----|
| WB6-3-27      | 6V   | 500MA | 3W    | W2.1X9.5D | 10 | 27 |
| WB6.3-0.95-27 | 6.3V | 150MA | 0.95W | W2.1X9.5D | 10 | 27 |
| WB12-1.2-27   | 12V  | 100MA | 1.2W  | W2.1X9.5D | 10 | 27 |
| WB12-1.5-27   | 12V  | 125MA | 1.5W  | W2.1X9.5D | 10 | 27 |
| WB12-2.2-27   | 12V  | 183MA | 2.2W  | W2.1X9.5D | 10 | 27 |
| WB12-2.6-27   | 12V  | 217MA | 2.6W  | W2.1X9.5D | 10 | 27 |
| WB12-3-27     | 12V  | 250MA | 3W    | W2.1X9.5D | 10 | 27 |
| WB12-5-27     | 12V  | 417MA | 5W    | W2.1X9.5D | 10 | 27 |
| WB24-1.92-27  | 24V  | 80MA  | 1.92W | W2.1X9.5D | 10 | 27 |
| WB24-2.6-27   | 24V  | 108MA | 2.6W  | W2.1X9.5D | 10 | 27 |
| WB24-3-27     | 24V  | 125MA | 3W    | W2.1X9.5D | 10 | 27 |
| WB24-5-27     | 24V  | 208MA | 5W    | W2.1X9.5D | 10 | 27 |

