

PHOTO, STAGE & STUDIO

A1 CLASS PROJECTOR LAMPS	186
ANSI CODED PROJECTOR LAMPS	192
M CLASS PROJECTOR LAMPS	196
F CLASS PROJECTOR LAMPS	198
G CLASS SOUND EXCITER LAMPS	198
P1 CLASS PHOTOGRAPHIC LAMPS	200
P2 CLASS PHOTOGRAPHIC LAMPS	200
P3 CLASS PHOTOCRESCENTA ENLARGER LAMPS	202
DARKROOM SAFELIGHT LAMPS	202
T CLASS THEATRE LAMPS	202
CP CLASS STAGE AND STUDIO LAMPS	204
ANSI CODED STAGE AND STUDIO LAMPS	206
HMI SINGLE ENDED METAL HALIDE LAMPS	208
HMI DOUBLE ENDED METAL HALIDE LAMPS	208
HMP METAL HALIDE LAMPS	208
HTI METAL HALIDE LAMPS SINGLE ENDED	210
HTI METAL HALIDE LAMPS WITH DICHROIC REFLECTOR	210
MSD SINGLE ENDED METAL HALIDE LAMPS	210
MSR SINGLE ENDED METAL HALIDE LAMPS	210
HBO SHORT ARC MERCURY LAMPS	212
XBO XENON LAMPS	212



Order code	Ansi / Alternative reference	Voltage	Wattage	Cap	X mm	Y mm	Fig.
A1 CLASS PROJECTOR LAMPS							
A1-2	CAS	120V	50W	SCC-BA15S	25	79	-
A1-4		12V	100W	P28S	26	135	1
A1-4		115V	100W	P28S	26	135	1
A1-4		240V	100W	P28S	26	135	1
A1-5	DLC	115V	250W	P28S	33	135	2
A1-5		240V	250W	P28S	33	135	2
A1-6	CXK-CXY	115V	300W	P28S	33	135	2
A1-6	DBF	240V	300W	P28S	33	135	2
A1-7	CZX-DAB	115V	500W	P28S	33	135	2
A1-7	CZF-DBT	240V	500W	P28S	33	135	2
A1-8	DMX	115V	500W	P28S	66	135	3
A1-8		240V	500W	P28S	66	135	3
A1-9	DDB	115V	750W	P28S	39	140	2
A1-9	DKK	240V	750W	P28S	39	140	2
A1-11	DSB	115V	1000W	P40S	66	245	4
A1-11		240V	1000W	P40S	66	245	4
A1-17	CXR-CXL	8V	50W	P30S	34	96	5
A1-19	CAW-CAX	115V	50W	SBC-BA15D	26	78	6
A1-21	CDS-CDX	115V	100W	SCC-BA15S	26	78	6
A1-21	CJW-CJT	240V	100W	SCC-BA15S	26	78	6
A1-24	DFN-DFC	125V	150W	G17Q	42.5	81	7
A1-25		115V	200W	SBC-BA15D	26	90	6
A1-26	CKY	240V	200W	SCC-BA15S	25	90	6
A1-37	CLG-CLS	115V	300W	SCC-BA15S	28	105	6
A1-37	CNP	240V	300W	SCC-BA15S	28	105	6
A1-42	DMS	120V	500W	ES-E27	66	130	8
A1-42		240V	500W	ES-E27	66	130	8
A1-45	EHE-ETA	12V	100W	PG22D	11.5	45	9
A1-47		115V	500W	P38S	33	130	12
A1-47		240V	500W	P38S	33	130	12
A1-49	HLX64616	12V	75W	G4	8.5	35	10
A1-51	64624	12V	100W	G5.3-4.8	35	35.5	11
A1-52		110V	750W	P39S	37	135	-
A1-53	DEJ	115V	750W	P46S	39	135	12
A1-53		240V	750W	P46S	39	135	12
A1-57	DPT	120V	1000W	GES-E40	66	240	13
A1-57		240V	1000W	GES-E40	66	240	13
A1-58	DRS	115V	1000W	P28S	66	140	3
A1-58	DWK	240V	1000W	P28S	66	140	3
A1-59	DFT	115V	1000W	P28S	39	140	2
A1-59	DKT	240V	1000W	P28S	39	140	2
A1-83	CWR	240V	200W	SBC-BA15D	25	90	14
A1-91	DFY	115V	1000W	P46S	39	135	12
A1-91		240V	1000W	P46S	39	135	12
A1-121	CDK-CEA-CEB	115V	100W	SBC-BA15D	26	78	6
A1-121		240V	100W	SBC-BA15D	26	78	6

01494 880099

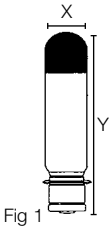


Fig 1

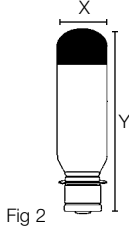


Fig 2

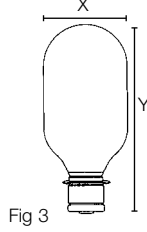


Fig 3

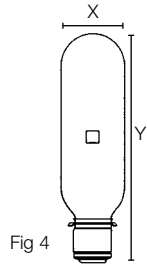


Fig 4

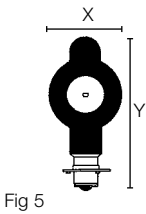


Fig 5

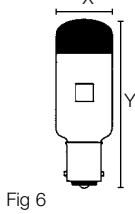


Fig 6

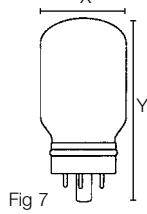


Fig 7

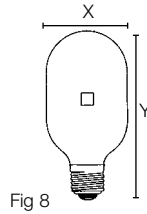


Fig 8

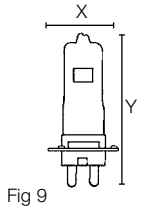


Fig 9

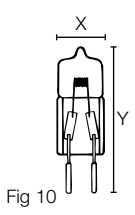


Fig 10

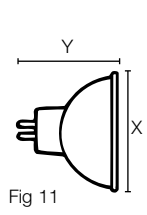


Fig 11

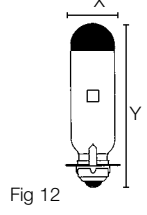


Fig 12

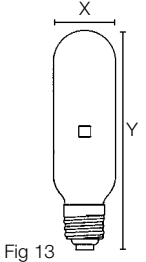


Fig 13

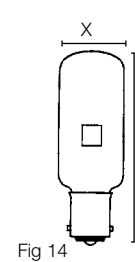
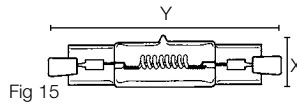
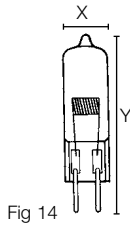
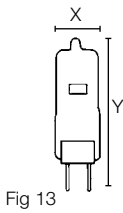
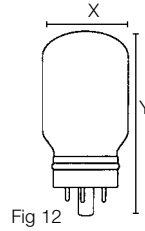
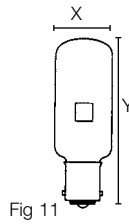
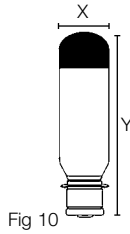
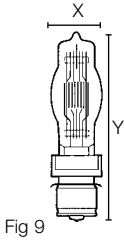
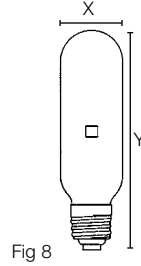
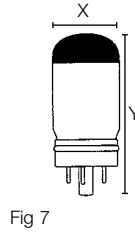
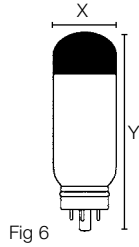
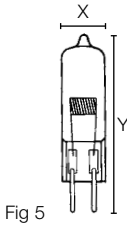
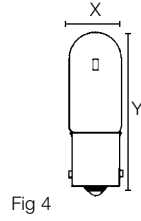
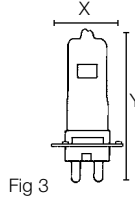
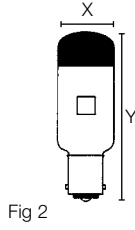
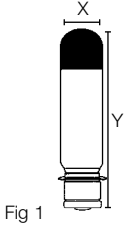


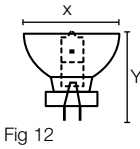
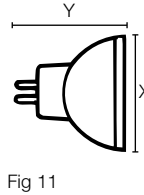
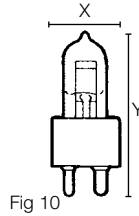
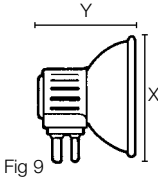
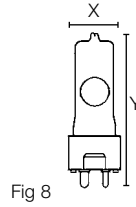
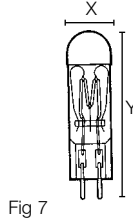
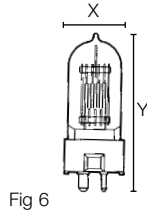
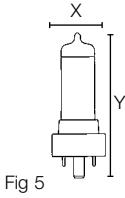
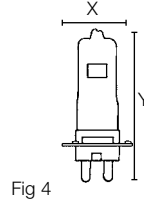
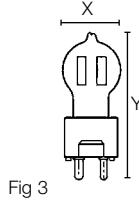
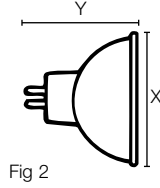
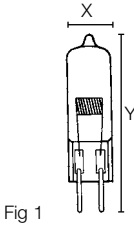
Fig 14

Order code	Ansi / Alternative reference	Voltage	Wattage	Cap	X mm	Y mm	Fig.
A1 CLASS PROJECTOR LAMPS - continued							
A1-149		110V	1000W	P36S	38	155	-
A1-161	HLX64609	12V	50W	PG22	11.5	48	3
A1-165		25V	25W	SCC-BA15S	18	52	4
A1-166	HLX64665	36V	400W	G6.35	18	60	5
A1-167	CFC-CEW	115V	150W	SCC-BA15S	26	90	2
A1-167	CKK	240V	150W	SCC-BA15S	26	90	2
A1-168	CGP-CGF	115V	150W	SBC-BA15D	25	90	2
A1-168	CKS	240V	150W	SBC-BA15D	25	90	2
A1-175		240V	150W	P28S	26	135	1
A1-178	CWD	115V	300W	G17Q	33	103	6
A1-178	CSF	240V	300W	G17Q	33	103	6
A1-180	DAK-DAY	115V	500W	G17Q	33	103	6
A1-180	DBS	240V	500W	G17Q	33	103	6
A1-182	BEH	115V	150W	G17Q	30	76	7
A1-182	CTD	240V	150W	G17Q	30	76	7
A1-183	CYC-CYM	115V	300W	SCC-BA15S	31	81	2
A1-183	BEL	240V	300W	SCC-BA15S	31	81	2
A1-184	DCA	21.5V	150W	G17Q	39	91	7
A1-186	BXT	12V	100W	SCC-BA15S	26	78	2
A1-187		110V	750W	P28S	51	140	9
A1-188	297G	240V	1000W	GES-E40	66	245	8
A1-191	DHT	110V	1200W	P28S	39	140	10
A1-193		12V	100W	BA21S 4 PIN	26	78	11
A1-194	DLS-DLG-DHX	21.5V	150W	G17Q	48	86	12
A1-201	CAL-CXP	115V	300W	G17Q	33	103	6
A1-201	CXH	240V	300W	G17Q	33	103	6
A1-205	CZA-CZB	115V	500W	G17Q	33	103	6
A1-205		240V	500W	G17Q	33	103	6
A1-206	CWA	120V	750W	G17Q	39	118	6
A1-206		240V	750W	G17Q	39	118	6
A1-207	CTT-DAX	120V	1000W	G17Q	39	118	6
A1-207		240V	1000W	G17Q	39	118	6
A1-208	CYS	115V	1200W	G17Q	39	118	6
A1-209	FDX	12V	100W	GY6.35 CERAMIC	11	45	13
A1-210	DCR	21.5V	150W	G17Q	39	91	7
A1-211	DEF	21.5V	150W	G17Q	39	91	7
A1-212	CYN-CYC	24V	150W	G17Q	33	103	6
A1-215	FCR	12V	100W	G6.35	11	44	14
A1-216	FCS	24V	150W	G6.35	13.5	47	14
A1-220	BRL-BCD	12V	50W	G6.35	11.5	44	14
A1-223	EHJ	24V	250W	G6.35	13.5	55	14
A1-225		240V	50W	SCC-BA15S	26	67	2
A1-226	DWZ	30V	375W	R7S	14	75.3	15
A1-227	FAL	120V	420W	R7S	13.5	65.5	15
A1-228	FCB	120V	600W	R7S	13.5	93.5	15
A1-228	FEA-FEB	240V	600W	R7S	13.5	93.5	15

01494 880099



Order code	Ansi / Alternative reference	Voltage	Wattage	Cap	X mm	Y mm	Fig.
A1 CLASS PROJECTOR LAMPS - continued							
A1-229	EFM	8V	50W	GZ6.35	50	42	2
A1-230	EFN	12V	75W	GZ6.35	50	42	2
A1-231	EFP	12V	100W	GZ6.35	50	42	2
A1-232	EFR	15V	150W	GZ6.35	50	42	2
A1-233	DYR	240V	650W	GY9.5	22.5	63	3
A1-234	EVB-BRJ	15V	150W	G6.35	11.5	45	1
A1-235		24V	250W	PG22	13.5	56	4
A1-237	FFX	240V	500W	2 PIN POLARISED	13.6	76	1
A1-239	EVD	36V	400W	G6.35	15	60	1
A1-241	BCK-CBA	120V	500W	G17T-7	19.5	88.9	5
A1-241		240V	500W	G17T-7	19.5	88.9	5
A1-242	BRR	120V	1000W	G17T-7	23	95.3	5
A1-242		240V	1000W	G17T-7	23	95.3	5
A1-244		240V	500W	GY9.5	16.3	62	6
A1-245		240V	800W	GY9.5	16.3	62	6
A1-247	EKD	120V	650W	GY9.5	16.3	62	6
A1-247		240V	650W	GY9.5	16.3	62	6
A1-248		240V	150W	G6.35	16.3	62	7
A1-249	VL300	240V	300W	G6.35	16.3	62	7
A1-252	EJL	24V	200W	GX5.3	50	45	2
A1-254	EHA	120V	500W	GY9.5	22	76.2	8
A1-254	FGP-EMG	240V	500W	GY9.5	22	76.2	8
A1-255		240V	800W	GY9.5	22	87	8
A1-256	BRP	115V	750W	G17T-7	23	95.3	5
A1-256		240V	750W	G17T-7	23	95.3	5
A1-257		240V	650W	GY9.5	22	75	6
A1-258	EMM-EKS	24V	250W	GX7.9	50	45	9
A1-259	ELC	24V	250W	GX5.3	50	45	2
A1-259-LL	ELC LL	24V	250W	GX5.3	50	45	2
A1-260		12V	75W	GZ6.35	54	45	2
A1-261	FDT	12V	100W	GY9.5	13	57	10
A1-262	FDS-DZE	24V	150W	GY9.5	15	57	10
A1-264	DYS-DYV-BHC	120V	600W	GY9.5	22	63	10
A1-265	DZV	240V	625W	GY9.5	23	89	8
A1-266	DNF	21V	150W	GX7.9	50	45	9
A1-268	EPS	240V	500W	G17T-7	19.5	89	5
A1-267	EHJ	24V	250W	G6.35	13.5	55	1
A1-269	64255	8V	20W	GZX4	35	32	12
A1-270	HLX64664	36V	400W	G6.35	18	57	1
A1-271	HLX64637	12V	100W	GZ6.35	51	42	2
13165	TRI-ONE	14V	35W	GZ4	35	40	11



Order code	Ansi / Alternative reference	Voltage	Wattage	Cap	X mm	Y mm	Fig.
ANSI CODED PROJECTOR LAMPS							
BHB		120V	250W	G7.9	44.5	42.2	5
BRN		120V	1200W	G17T-7	23	95.3	2
BTG		120V	1200W	G17T-7	23	95.3	2
BTR		120V	1000W	P28S	22	114	6
BVA		120V	900W	GY9.5	23	95.3	4
BVT		120V	1000W	P40S	22	184	7
BVV		120V	1000W	P40S	22	184	7
BVW		120V	2000W	P40S	40	215	8
BWN		120V	1000W	G9.5	22.3	114	-
CBA	A1-241	120V	500W	G17T-7	/	92	9
DDL	MICROFISCHE	20V	150W	GX5.3	51	44.5	1
DDM		19V	80W	GX5.3	51	44.5	1
DDN	MICROFISCHE	20V	200W	R7S	11	60.3	10
DDS	MICROFISCHE	21V	80W	GX5.3	51	44.5	1
DED	F109	13.8V	85W	GX5.3	51	44.5	1
DGH		120V	750W	P28S	38	144	11
DJT	EPZ MICROFISCHE	13.8V	50W	GX5.3	51	44.5	1
DNE		120V	150W	G7.9	57.2	49.2	5
DTA		120V	1500W	P40S	40	200	8
DVY		120V	650W	G5.3	19.9	62.9	12
DWZ	A1/226	30V	375W	R7S	14	80.3	10
DXW		120V	1000W	R7S	15	95.3	10
DYG	THE/74	30V	250W	GY9.5	19	63.5	13
DYJ		230V	650W	G5.3	22	63.5	12
DZA		10.8V	30W	G5.3	11	50.8	14
DZJ	7804	240V	900W	GY9.5	22	87	4
EJA		21V	150W	GX5.3	50.5	44.5	1
EJM		21V	150W	GX5.3	50.5	44.5	1
EJN	ELD MICROFISCHE	21V	150W	GX5.3	50.5	44.5	1
EJV		21V	150W	GX5.3	50.5	44.5	1
EJY	FIBRE OPTIC	19V	80W	GX5.3	50.5	44.5	1
EKD		120V	650W	GY9.5	19	63.5	13
EKE		21V	150W	GX5.3	50.5	44.5	1
EKG		19V	80W	GX5.3	50.5	44.5	1
EKL	MICROFISCHE	21V	150W	GY9.5	14	48	3
EKP	ENA	30V	80W	GX5.3	50.5	44.5	1
EKX	MICROFISCHE	24V	200W	GX5.3	50.5	44.5	1
EKZ		10.8V	30W	GX5.3	50.5	44.5	1
ELA		19V	65W	G5.3	11.5	44.5	14
ELB		30V	80W	GX5.3	50.5	44.5	1
ELD	EJN MICROFISCHE	21V	150W	GX5.3	50.5	44.5	1
ELH		120V	300W	GY5.3	50.5	44.5	1
ELS	ELR	16V	50W	GX7.9	44.5	40.5	5
ELR	ELS	16V	50W	GX7.9	44.5	40.5	5

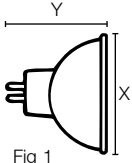


Fig 1

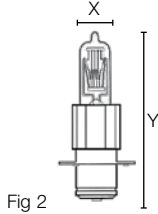


Fig 2

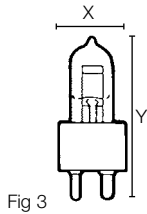


Fig 3

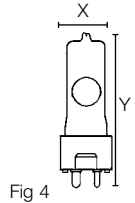


Fig 4

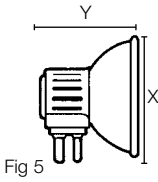


Fig 5

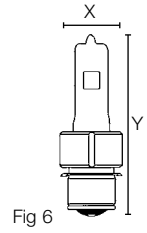


Fig 6

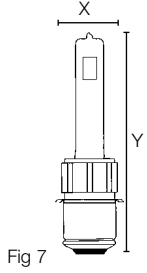


Fig 7

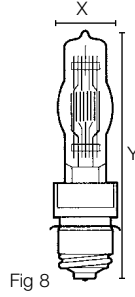


Fig 8

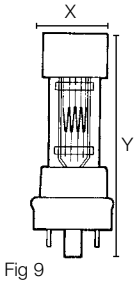


Fig 9

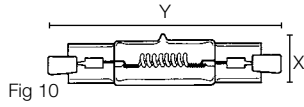


Fig 10

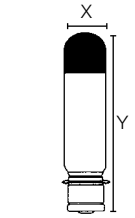


Fig 11

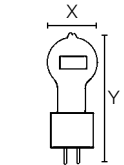


Fig 12

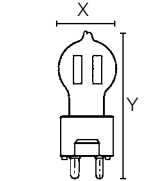


Fig 13

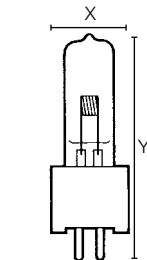


Fig 14

Order code	Ansi / Alternative reference	Volts	Watts	Cap	X mm	Y mm	Fig.
ANSI CODED PROJECTOR LAMPS - continued							
ELV		21.5V	150W	GX7.9	57.1	45.1	1
EML		24V	175W	G5.3	14	57.2	2
ENA	EKP	30V	80W	GX5.3	50.5	44.5	3
ENC	ENW	19V	80W	GY5.3	50.5	44.5	3
ENG		120V	300W	GY5.3	50.5	44.5	3
ENH		120V	250W	GY5.3	50.5	44.5	3
ENL	M109	12V	50W	GX5.3	50.5	45	3
ENW	ENC	19V	80W	GY5.3	50.5	44.5	3
ENX		82V	360W	GY5.3	50.5	44.5	3
ENZ		30V	50W	GX5.3	50.5	44.5	3
EPL		30V	250W	GX6.35	9.5	50	2
EPN		12V	35W	GX5.3	50.5	44.5	3
EPT	FIBRE OPTIC	10.8V	42W	GX5.3	50.5	44.5	3
EPV	F111	14.5V	90W	GX5.3	50.5	44.5	3
EPW		100V	360W	GY5.3	50.8	44.5	3
EPX	F110	14.5V	90W	GX5.3	50.5	44.5	3
EPZ	DJT F107	13.8V	50W	GX5.3	50.5	44.5	3
ERD		14V	35W	WEDGE BASE	10.3	33.7	-
ERV		36V	340W	GX5.3	50.5	44.5	3
ESC		24V	200W	GX5.3	50.5	44.5	3
ESD		120V	150W	GY5.3	50.5	44.5	3
ESJ		82V	85W	GY5.3	50.5	44.5	3
ESY		100V	150W	G6.35 CERAMIC	14	50	4
ETJ	FIBRE OPTIC	120V	250W	GY5.3	50.5	44.5	3
EVW		82V	250W	GY5.3	50.5	44.5	3
EWF		24V	200W	GX5.3	50.5	44.5	3
EWG		120V	300W	GY5.3	50.5	44.5	3
EWJ		12V	28W	GX5.3	50	44.5	3
EXR		82V	300W	GX5.3	42	44.5	3
EXS		30V	200W	GX5.3	50	44	3
EXV		12V	100W	GX5.3	50.5	44.5	3
EXW		82V	300W	GX5.3	42	44.5	3
EXX		120V	250W	GY5.3	50.5	44.5	3
EXY		82V	250W	GX5.3	42	44.5	3
EYA		82V	200W	GY5.3	50	44.5	3
EYB		82V	360W	G5.3	11.5	57.2	2
EYH	FKT	120V	250W	G5.3	22	63	5
EZF	EZJ	68V	225W	GX5.3	41.3	44.5	3
EZG	GEMINI 300	35V	300W	SPECIAL 2 PIN	63	/	6
EZJ	EZF	68V	225W	GX5.3	41.3	44.5	3
EZK		120V	150W	GY5.3	50.5	44.5	3
EZM	MARC 300	37.5V	300W	SPECIAL 2 PIN	76	/	7
EZT	MARC 300	45V	350W	SPECIAL 2 PIN	76	/	8
FBD	FBG	120V	500W	G5.3	19	76	5
FBG	FBD	120V	500W	G5.3	19	76	5
FBV	93657	30V	250W	MES-E10	11.5	60	9

01494 880099

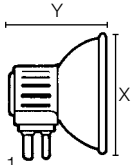


Fig 1

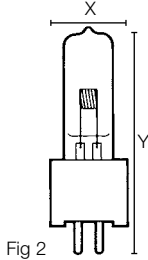


Fig 2

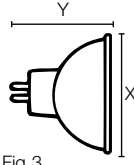


Fig 3

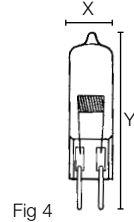


Fig 4

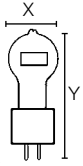


Fig 5

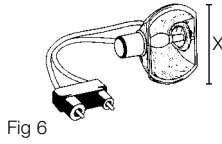


Fig 6

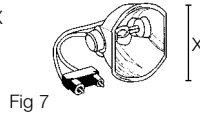


Fig 7

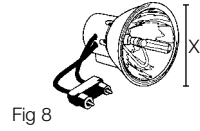


Fig 8



Fig 9

Order code	Ansi / Alternative reference	Volts	Watts	Cap	X mm	Y mm	Fig.
ANSI CODED PROJECTOR LAMPS - continued							
FDV	HLX 64642	24V	150W	G6.35	14	50.8	10
FFJ		120V	600W	R7S	14	66.7	15
FHR		12V	50W	G5.3	11.5	50.8	16
FHS		82V	300W	GX5.3	42	44.5	7
FHX	MICROFISCHE	13.8V	25W	GX5.3	50.5	44.5	7
FJX	13155	13.8V	30W	GX5.3	50.5	44.5	7
FJY	MICROFISCHE	12V	28W	G3.9	35	42	1
FJZ	MICROFISCHE	13.8V	30W	GZ4	35	40	1
FKT	EYH	120V	250W	G5.3	22	63	17
FKY	13124	6V	9W	G3.9	35	42	1
FKZ	13122	13.8V	25W	GZ4	35	40	1
FLS	MICROFISCHE	12V	28W	GZ4	35	35	1
FLT	MICROFISCHE	13.8V	25W	GZ4	35.8	38	1
FLW		24V	300W	GY6.35 CERAMIC	14	55	2
FML	MICROFISCHE	13.8V	50W	GX5.3	50	44.5	7
FNT	HLX64656	24V	275W	G6.35 CERAMIC	14	55	2
FSY		240V	400W	GY9.5	20	77	13
FXL		82V	410W	GY5.3	50	44.5	7
GCD	HLX 64669	50V	590W	GY9.5	19	70	4
GED	13131	13.8V	85W	LEADS	50	50	3
GJT	13125	13.8V	50W	LEADS	50	50	3
HX501		230V	500W	GX9.5	/	60	5
HX185		240V	800W	GX9.5	/	100	6
JC24-300 FLW		24V	300W	GY6.35	14	50	10

Order code	Ansi / Alternative reference	Voltage	Wattage	Cap	X mm	Y mm	Fig.
M CLASS PROJECTOR LAMPS							
64251	HLX64251	6V	20W	PG22	9	40	14
M16	13347C	6V	15W	PX22D	18.5	54	8
M18	13702W	6V	15W	SBC-BA15D	18.5	54	9
M19	13702C	6V	15W	PX22D	18.5	54	8
M20	13347W	6V	15W	SBC-BA15D	17	54	11
M28	EVA	12V	100W	GY6.35	10.5	44	10
M29	ESA-FHD	6V	10W	G4	19.5	31	12
M30	ESB	6V	20W	G4	19.5	31	12
M31	HLX64265	6V	30W	G4	9	31	12
M33	EVC-FGX	24V	250W	G6.35	13.5	55	10
M35		12V	20W	G4	19.5	31	12
M37		12V	55W	GY6.35	50	42	7
M38		240V	300W	GY9.5	29	80	13
M40		240V	500W	GY9.5	30	85	13
M42		6V	10W	G4	19.5	31	12
M43	64223	6V	10W	G4	9	38	12
M119	64255	8V	20W	GZX4	35	32	18
M120	HLX64623	12V	100W	GY6.35	11.5	44	10

01494 880099

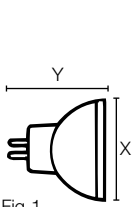


Fig 1

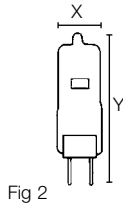


Fig 2

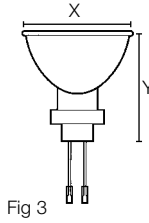


Fig 3

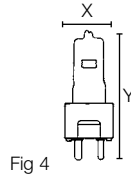


Fig 4

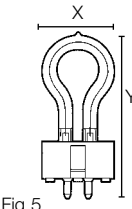


Fig 5

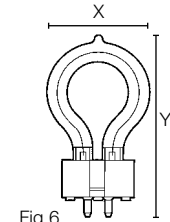


Fig 6

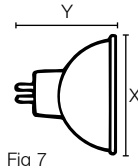


Fig 7

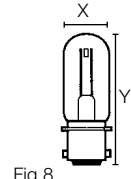


Fig 8

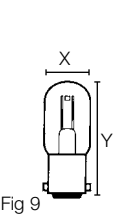


Fig 9

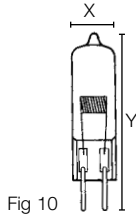


Fig 10

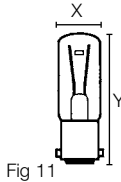


Fig 11

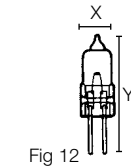


Fig 12

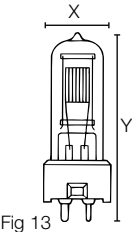


Fig 13

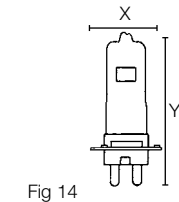


Fig 14

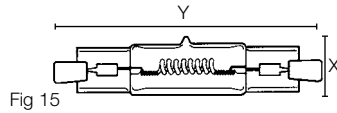


Fig 15

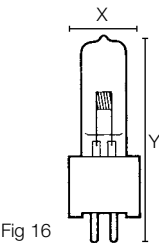


Fig 16

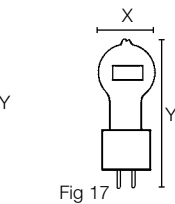


Fig 17

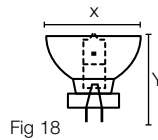


Fig 18

Order code	Ansi / Alternative reference	Voltage	Wattage	Cap	X mm	Y mm	Fig.
M CLASS PROJECTOR LAMPS - continued							
M128	64222	6V	10W	PG22	9	44	4
M130	64261	12V	30W	G6.35	11.5	44	1
M134	64602	12V	50W	G6.35	11.5	44	1
M137	64275	6V	35W	G4	9	40	2
M149	HLX64635	15V	150W	GZ6.35	51	45	3
M184	HLX64642	24V	150W	G6.35	11.5	50	1
M185	64260	12V	30W	PG22	9	40	4
64654	HLX64654	24V	250W	GY9.5	13.5	68	5

Order code	Ansi / Alternative reference	Voltage	Wattage	Cap	X mm	Y mm	Fig.
F CLASS PROJECTOR LAMPS							
F3		12V	24W	SBC-BA15D	39	65	6
F4		12V	48W	SES-E14	52	81	7
F10		6V	24W	SES-E14	39	65	7
F10		12V	24W	SES-E14	39	65	7
F14		12V	100W	ES-E27	62	91	8
F25		6V	30W	ES-E27	39	69	9
F38		12V	48W	SBC-BA15D	40	65	6
F40	13105B	6V	100W	BC-B22D	61	95	10
F58		6V	48W	SES-E14	40	65	7
F59		6V	48W	ES-E27	40	70	8
F63		12V	100W	P28S	62	98	11
F74	6106M-8100	6V	30W	SES-E14	35	65	7
F77		12V	50W	SES-E14	40	70	7
F81		6V	48W	P30S	39	63	11
F107	64608 EPZ	13.8V	50W	GX5.3	50	44.5	12
8013	8013	6V	10W	SBC-BA15D	25	46	6
8014	8014	6V	10W	SCC-BA15S	25	46	6

Order code	Ansi / Alternative reference	Volts	Amps	Cap	X mm	Y mm	Fig.
G CLASS SOUND EXCITER LAMPS							
G4	6142N	6V	1A	SCC-BA15S	16.5	42	13
G5	BSS-BSB	6V	1A	P30S	16.5	50	14
G8	BXC	8V	4A	SCC-BA15S	26	78	15
G10	BXN	10V	5A	P30S	26	78	16
G11	BXR	10V	5A	SCC-BA15S	26	78	15
G19	BRD	4V	0.75A	SCC-BA15S	16.5	50	17
G22		4V	6A	SCC-BA15S	26	52	15
G23	BVK-BVS	5V	6.5A	P30S	26	78	18
G27	BRK	4V	0.75A	P30S	16.5	50	18
G29	BRS	4V	0.75A	P30S	16.5	50	14
G30		6V	5A	SCC-BA15S	18.5	54	19
G31	BGB-BGK	4V	0.75A	P30D	25.5	51	20

01494 880099

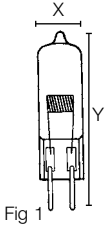


Fig 1

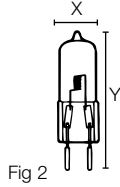


Fig 2

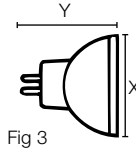


Fig 3

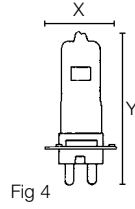


Fig 4

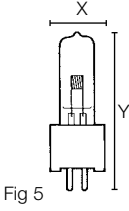


Fig 5

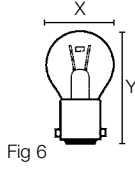


Fig 6

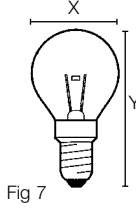


Fig 7

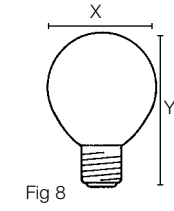


Fig 8

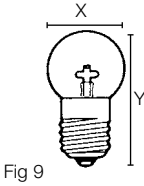


Fig 9

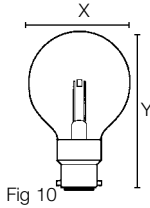


Fig 10

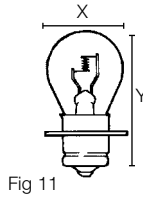


Fig 11

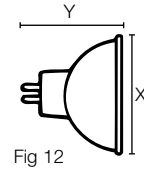


Fig 12

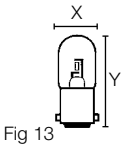


Fig 13

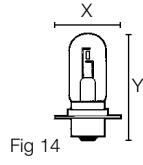


Fig 14

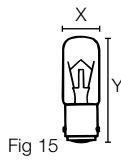


Fig 15

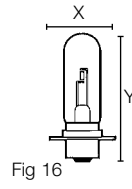


Fig 16

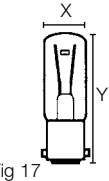


Fig 17

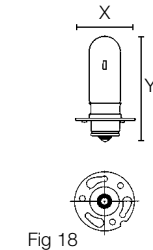


Fig 18

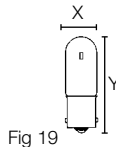


Fig 19

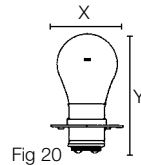


Fig 20

Order code	Ansi / Alternative reference	Volts	Amps	Cap	X mm	Y mm	Fig.
G CLASS SOUND EXCITER LAMPS - continued							
G35	3874C	6.5V	1.48A	PX28S	18.5	70	2
G40	BSK	6V	1A	P30S	16.5	57	1
G41	7251C	5V	4A	PX28S	18.5	70	2
G45		6V	5A	P30S	19	54	1

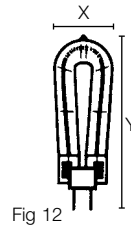
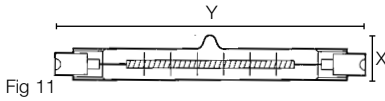
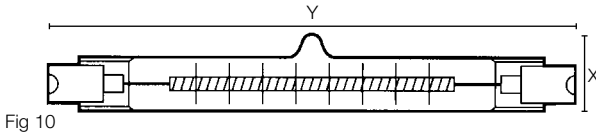
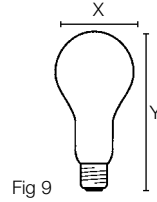
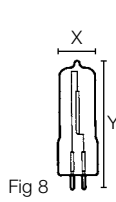
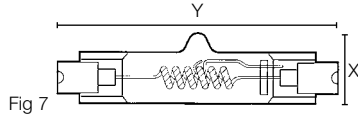
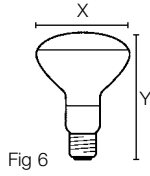
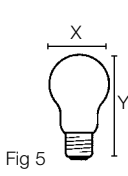
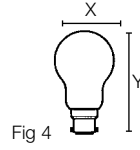
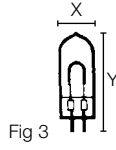
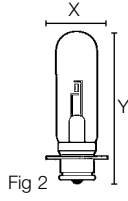
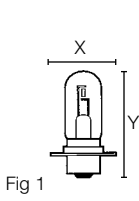
Order code	Ansi / Alternative reference	Volts	Watts	Cap	X mm	Y mm	Fig.
P1 CLASS PHOTOGRAPHIC LAMPS							

64505	64505	240V	200W	GX6.35	18.5	53	3
P1-1BC	PF207B	240V	250W	BC-B22D	60	106	4
P1-1ES	PF207E	240V	250W	ES-E27	60	107.5	5
P1-2BC	PF208B	240V	500W	BC-B22D	80	162.5	4
P1-2ES	PF208E	240V	500W	ES-E27	80	169.5	5
P1-5	PF217	240V	250W	ES-E27	95	135	6
P1-6	PF215	240V	375W	ES-E27	95	131	6
P1-7	PF218	240V	500W	ES-E27	125	169.5	6
P1-8		30V	250W	R7S	10.2	74.9	7
P1-9	FAB-DWY	120V	650W	R7S	15	79	7
P1-11	64570	240V	800W	R7S	15	74.9	7
P1-12	DYC	240V	1000W	R7S	12	181.7	7
P1-13	BVM	240V	650W	GX6.35	24	57.5	3
P1-14	PF810	240V	650W	G6.35	18	67	8
P1-15	EGY	240V	1000W	GX6.35	24	67.5	3
P1-23	64515	240V	300W	GX6.35	18.5	53	3

Order code	Ansi / Alternative reference	Volts	Watts	Cap	X mm	Y mm	Fig.
P2 CLASS PHOTOGRAPHIC LAMPS							

P2-1	PF308	240V	500W	ES-E27	80	169.5	9
P2-3	PF318	240V	500W	ES-E27	125	169.5	6
P2-6	FAD	120V	650W	R7S	15	79.4	7
P2-6	FBX (FROSTED)	120V	650W	R7S	15	79.4	7
P2-7	EKM	240V	1000W	R7S	12	185.7	10
P2-8	DYA	120V	1000W	R7S	16	112.5	11
P2-10		120V	625W	R7S	15	189.1	10
P2-10		240V	625W	R7S	15	189.1	10
P2-11	EME	240V	800W	R7S	15	119.1	11
P2-11	EMF (FROSTED)	240V	800W	R7S	15	119.1	11
P2-12	ELL	240V	1250W	R7S	12	185.7	10
P2-13	DXX REDHEAD	240V	800W	R7S	17	74.9	7
P2-14	DWN	240V	800W	R7S	15	91.8	7
P2-15	FROSTED	240V	625W	R7S	12	117.6	11
P2-16	EYN	240V	650W	GX6.35	24	65	12
P2-17	EYM-DJE	240V	1000W	GX6.35	24	75	12
P2-18		240V	800W	R7S	12	117.6	11

01494 880099



Order code	Ansi / Alternative reference	Volts	Watts	Cap	X mm	Y mm	Fig.
P2 CLASS PHOTOGRAPHIC LAMPS - continued							
P2-20		240V	1000W	R7S	16	91.8	2
P2-27	FEY	120V	2000W	R7S	30	138.1	3
P2-27	FEX BLONDE	240V	2000W	R7S	30	138.1	3
P2-28	FCM	120V	1000W	R7S	15	119.1	2
P2-29	FHM (FROSTED)	120V	1000W	R7S	15	119.1	2
P2-30	FDV	120V	500W	R7S	15	119.1	2
P2-31	FDN (FROSTED)	120V	500W	R7S	15	119.1	2
P2-35	FBY	240V	1000W	R7S	15	95.3	1
P2-36	64800	230V	5000W	K24S	18	520	4

Order code	Ansi / Alternative reference	Volts	Watts	Cap	X mm	Y mm	Fig.
P3 CLASS PHOTOCRESCENTA ENLARGER LAMPS							
BBA		120V	250W	E26	66.7	125.4	6
P3-3BC	PF603B	240V	75W	BC-B22D	60	107.5	5
P3-3ES	PF603E	240V	75W	ES-E27	60	107.5	6
P3-4BC	PF605B	240V	150W	BC-B22D	65	123.5	5
P3-4ES	PF605E	240V	150W	ES-E27	65	123.5	6
P3-6	PF607E	240V	250W	ES-E27	65	123.5	6

Order code	Ansi / Alternative reference	Volts	Watts	Cap	X mm	Y mm	Fig.
DARKROOM SAFELIGHT LAMPS							
PF710B	YELLOW-GREEN	240V	15W	BC-B22D	60	107.5	7
PF710E	YELLOW-GREEN	240V	15W	ES-E27	60	107.5	8
PF712B	RED	240V	15W	BC-B22D	60	107.5	7
PF712E	RED	240V	15W	ES-E27	60	107.5	8

Order code	Ansi / Alternative reference	Volts	Watts	Cap	X mm	Y mm	Fig.	
T CLASS THEATRE LAMPS								
T1	559C	240V	500W	P28S	96	137	9	
T2		240V	1000W	P40S	132	200	10	
T3	558C	240V	250W	P28S	80	121	9	
T4		240V	1000W	P28S	39	155	11	
T6		240V	1000W	P28S	102	140	9	
T16		240V	1000W	P40S	35	180	12	
T19	T11	Q1000T8-CL	120V	1000W	GX9.5	35	110	13
T19	T11	FWP-FWR	240V	1000W	GX9.5	35	110	13
T20	T14	FKD	240V	1000W	P28S	35	130	14
T21	T12		240V	650W	GX9.5	25	110	15
T22	T13	FKB	240V	650W	P28S	25	130	16
T23	T15	FKE	240V	1000W	P28S	35	160	17
T24	T17	BTL-FKF	240V	500W	P28S	21	130	18

01494 880099

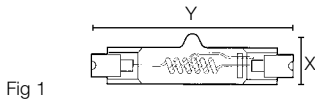


Fig 1

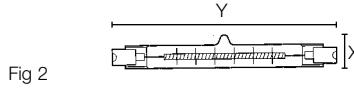


Fig 2

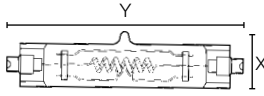


Fig 3

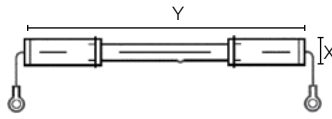


Fig 4

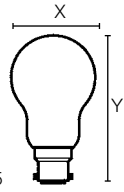


Fig 5

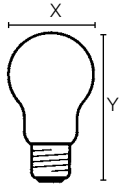


Fig 6

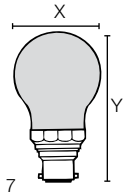


Fig 7

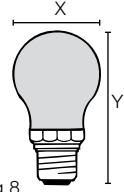


Fig 8

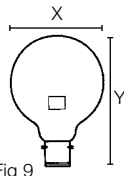


Fig 9

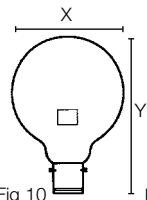


Fig 10

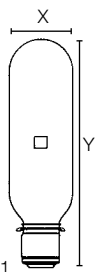


Fig 11

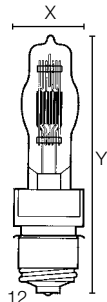


Fig 12

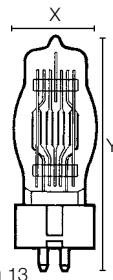


Fig 13

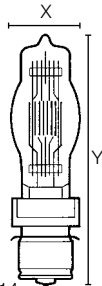


Fig 14

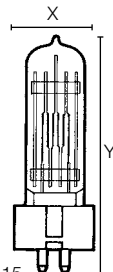


Fig 15

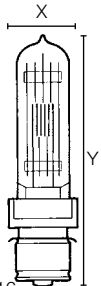


Fig 16

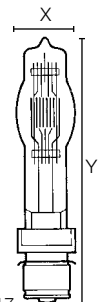


Fig 17

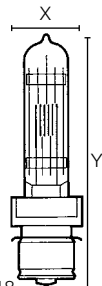
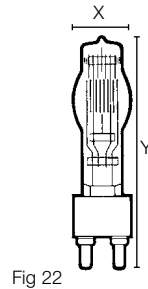
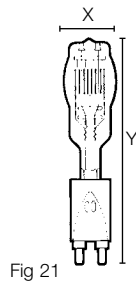
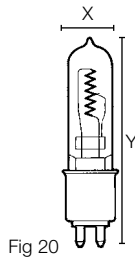
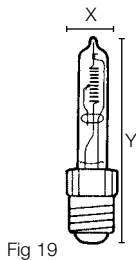
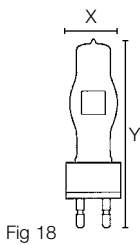
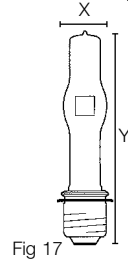
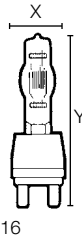
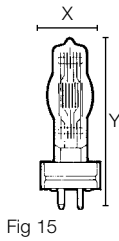
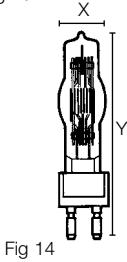
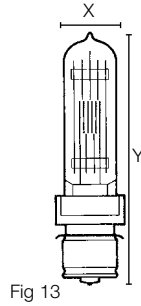
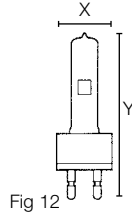
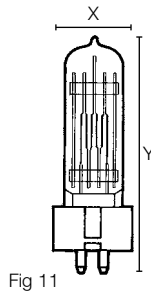
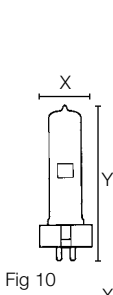
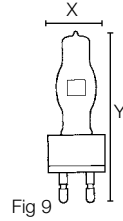
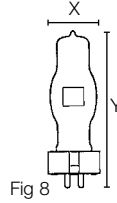
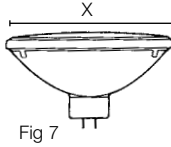
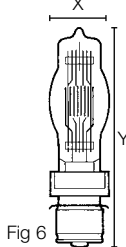
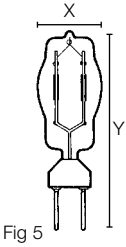
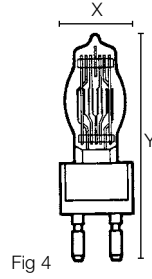
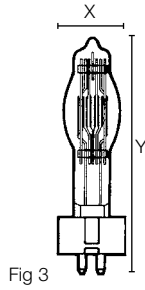
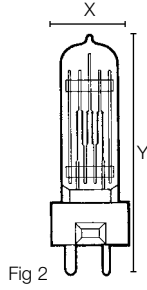
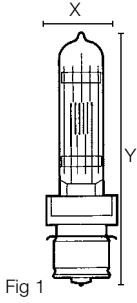


Fig 18

Order code		Ansi / Alternative reference	Volts	Watts	Cap	X mm	Y mm	Fig.
T CLASS THEATRE LAMPS - continued								
T25	T18	FRF	120V	500W	GY9.5	25	90	2
T25	T18	GCV-GCW	240V	500W	GY9.5	25	90	2
T27	T26	FRE	120V	650W	GY9.5	25	90	2
T27	T26	GCT-GCS	240V	650W	GY9.5	25	90	2
T28			240V	500W	P28S	21	130	1
T29		FNS	120V	1200W	GX9.5	35	125	3
T29		FWS-FWT	240V	1200W	GX9.5	35	125	3
T30			240V	1000W	G22	35	140	4
T31			240V	1200W	G22	35	140	4

Order code		Ansi / Alternative reference	Volts	Watts	Cap	X mm	Y mm	Fig.
CP CLASS STAGE AND STUDIO LAMPS								
CP30		TWIN FILAMENT	240V	1250-1250W	GX38Q	55	220	5
CP32		TWIN FILAMENT	240V	2500-2500W	GX38Q	70	220	5
CP52		FKN	240V	1000W	P28S	35	130	6
CP58		TWIN FILAMENT	240V	1250-2500W	GX38Q	70	220	5
CP60		EXC	240V	1000W	GX16D	203	152.4	7
CP61		EXD	240V	1000W	GX16D	203	152.4	7
CP62		EXE	240V	1000W	GX16D	203	152.4	7
CP63			240V	1000W	GX9.5	32	110	8
CP64			240V	1000W	G22	32	140	9
CP65			240V	650W	G22	22	110	10
CP66			240V	650W	G22	22	140	10
CP67	CP23	FVC-FVD	240V	650W	GX9.5	25	110	11
CP68	CP39	FKH	240V	650W	G22	22	140	12
CP69	CP51	FKM	240V	650W	P28S	25	130	13
CP70	CP24	FVA-FVB	240V	1000W	GX9.5	35	110	3
CP71	CP40	FKJ-FKI	240V	1000W	G22	26	140	14
CP72	CP43	FTM-FTL	240V	2000W	GY16	40	145	15
CP73	CP56/CP41	FKK-FKP	240V	2000W	G38	32	216	16
CP74	CP53		240V	2000W	P40S	40	200	17
CP75	CP55		240V	2000W	G22	40	160	18
CP76	CP59		240V	2000W	GES-E40	40	200	19
CP77		FEL	120V	1000W	G9.5	20	101	20
CP77		FEP	240V	1000W	G9.5	20	101	20
CP79			120V	2000W	GY16	40	145	15
CP79			240V	2000W	GY16	40	145	15
CP81		FKW	120V	300W	GY9.5	25	90	2
CP81		FSK-FSL	240V	300W	GY9.5	25	90	2
CP82		FRG	120V	500W	GY9.5	25	90	2
CP82		FRH-FRJ	240V	500W	GY9.5	25	90	2
CP83		ECR	240V	10000W	G38	86	380	21
CP85	CP29		240V	5000W	G38	65	280	22
CP86			240V	500W	GX16D	203	152.4	7

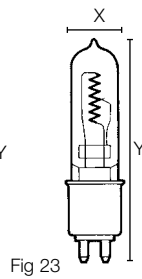
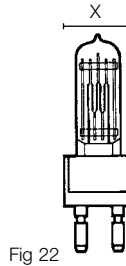
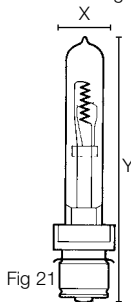
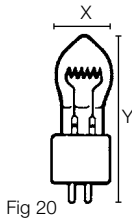
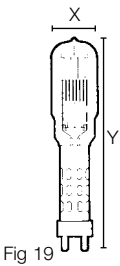
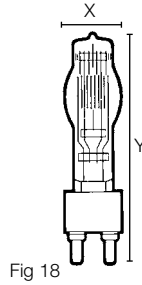
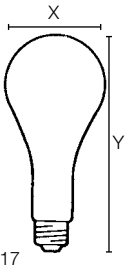
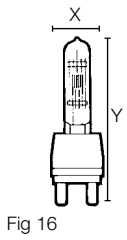
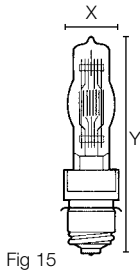
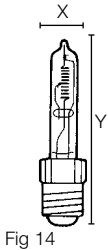
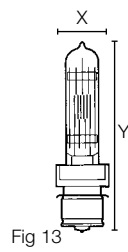
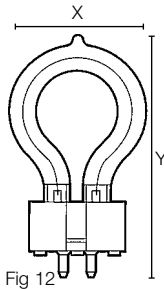
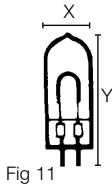
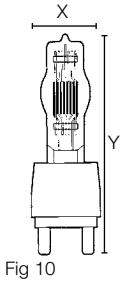
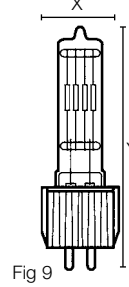
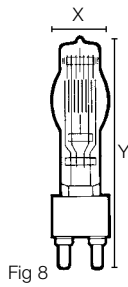
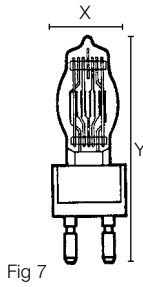
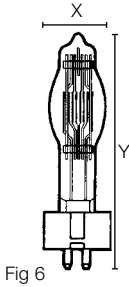
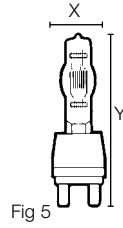
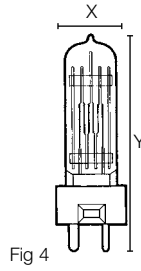
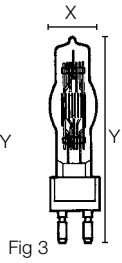
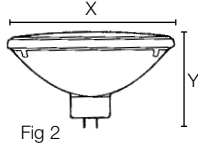
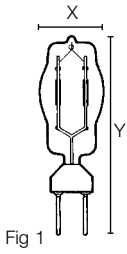
01494 880099



Order code	Ansi / Alternative reference	Volts	Watts	Cap	X mm	Y mm	Fig.
CP CLASS STAGE AND STUDIO LAMPS - continued							
CP87		240V	500W	GX16D	203	152.4	2
CP88		240V	500W	GX16D	203	152.4	2
CP89	FRK	120V	650W	GY9.5	25	90	4
CP89	FRL-FRM	240V	650W	GY9.5	25	90	4
CP90		240V	1200W	GX9.5	35	125	6
CP91		240V	2500W	G22	40	175	3
CP92		120V	2000W	G22	40	175	3
CP92		240V	2000W	G22	40	175	3
CP93		240V	1200W	G22	35	140	7
CP94		240V	2500W	G38	40	210	5
CP95	EXG	240V	1000W	GX16D	203	152.4	2
CP96	64514	120V	300W	G6.35	18.5	53	11
CP97	64516	240V	300W	G6.35	18.5	53	11
CP98		240V	1000W	GY9.5	25	90	4
CP99	BCM	240V	20000W	G38	100	550	8
CP105	TWIN FILAMENT	240V	1250-650W	GX38Q	55	220	1
HPL575-110	SOURCE 4	120V	575W	G9.5	18	106	9
HPL575	SOURCE 4	240V	575W	G9.5	18	106	9
HPL575-XL	SOURCE 4	240V	575W	G9.5	18	106	9
HPL750	SOURCE 4	240V	750W	G9.5	18	106	9
HPL750-XL	SOURCE 4	240V	750W	G9.5	18	106	9
HX48		240V	3000W	G38	47	210	10
HX185	ROUNDLUX	240V	800W	GX9.5	/	100	12
HX270	CYX	120V	2000W	G38	35	216	10

Order code	Ansi / Alternative reference	Volts	Watts	Cap	X mm	Y mm	Fig.
ANSI CODED STAGE AND STUDIO LAMPS							
BTM		120V	500W	P28S	21	130	13
BWG		120V	2000W	GES-E40	30	190	14
CWZ		120V	1500W	P40S	25	190.5	15
CXZ		120V	1500W	G38	25	203.2	16
CYV		120V	1000W	G38	22	196.9	16
CYX		120V	2000W	G38	35	216	10
DKX	DSF	120V	1500W	GES-E40	165	330	17
DKZ	DSE	120V	1000W	GES-E40	165	330	17
DPY		120V	5000W	G38	65	280	18
DTY		120V	10000W	G38	80	400	19
DYJ		230V	650W	G5.3	22	63.5	20
EGE		120V	500W	P28S	13	152	21
EGJ		120V	1000W	P28S	20	152	21
EGN		120V	500W	G22	21	140	22
EGR		120V	750W	G22	23	140	22
EGT		120V	1000W	G22	22	140	3
EHD		120V	650W	G9.5	20	101	23

01494 880099

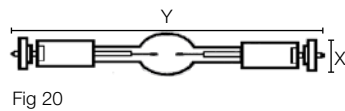
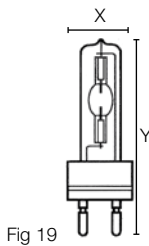
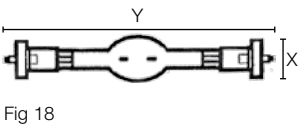
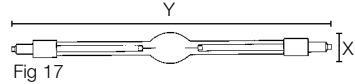
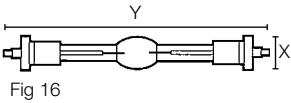
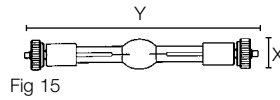
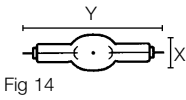
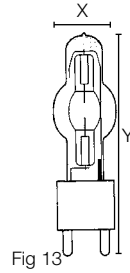
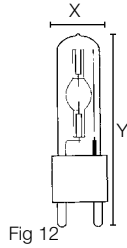
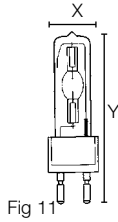
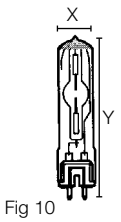
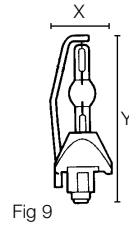
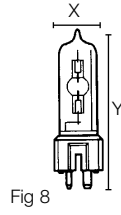
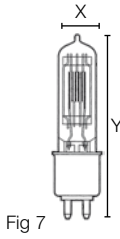
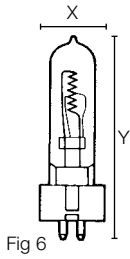
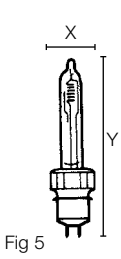
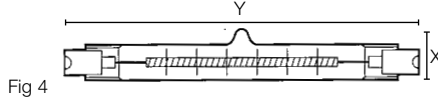
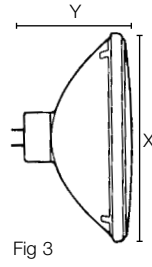
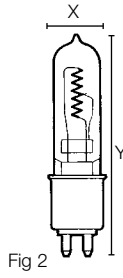
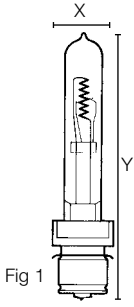


Order code	Ansi / Alternative reference	Volts	Watts	Cap	X mm	Y mm	Fig.
ANSI CODED STAGE AND STUDIO LAMPS - continued							
EHF		120V	750W	G9.5	20	101	2
EHG		120V	750W	G9.5	20	101	2
EJG		120V	750W	R7S	11	119.1	4
EWE		240V	1000W	P28S	20	152	1
FFN		120V	1000W	GX16D	204	150	3
FFP		120V	1000W	GX16D	204	150	3
FFR		120V	1000W	GX16D	204	150	3
FFS		120V	1000W	GX16D	204	150	3
FGN		120V	1000W	GX16D	204	150	3
FKR		230V	650W	G9.5	20	101	5
FMR		120V	600W	GY9.5	16	85	6
GKV	HX600	240V	600W	G9.5	18	101	2
HX800		240V	800W	G9.5	18	101	7

Order code	Manufacturer's code	Volts	Watts	Cap	X mm	Y mm	Fig.
HMI SINGLE ENDED METAL HALIDE LAMPS							
HMI200SE	HMI 200W-SE	70V	200W	GZY9.5	20	80	8
HMI250SE	HMI 250W-SE	50V	270W	FAX1.5	12	84	9
HMI400SE	HMI 400W-SE	70V	400W	GZZ9.5	23	110	10
HMI575SE	HMI 575W-SE	95V	575W	G22	30	145	11
HMI1200SE	HMI 1200W-SE	100V	1200W	G38	42	200	12
HMI2500SE-XS	HMI 2500W-SE XS	115V	2500W	G38	60	225	13
HMI4000SE-XS	HMI 4000W-SE XS	200V	4000W	G38	75	250	13

Order code	Manufacturer's code	Volts	Watts	Cap	X mm	Y mm	Fig.
HMI DOUBLE ENDED METAL HALIDE LAMPS							
HMI200DE	HMI 200W	80V	200W	X515	14	75	14
HMI575DE	HMI 575W-GS XS	95V	575W	SFC10	21	136	15
HMI1200DE-S	HMI 1200W-S XS	100V	1200W	SFC10-4	21	136	15
HMI1200DE-GS	HMI 1200W-GS	100V	1200W	SFC15.5	27	220	16
HMI2500DE-S	HMI 2500W-S XS	115V	2500W	SFA21	31.5	210	17
HMI2500DE-GS	HMI 2500W-GS	115V	2500W	SFA21	31.5	355	17

Order code	Manufacturer's code	Volts	Watts	Cap	X mm	Y mm	Fig.
HMP METAL HALIDE LAMPS							
HMP400DE	HMP 400W DE	100V	400W	SFC10-4	16	93	18
HMP575SE	HMP 575W SE	100V	575W	G22	30	145	19
HMP575DE	HMP 575W DE	100V	575W	SFC10-4	21.5	136	20



Order code	Manufacturer's code	Volts	Watts	Cap	X mm	Y mm	Fig.
HTI METAL HALIDE LAMPS SINGLE ENDED							
HTI35	HTI S 35-12	85V	35W	P32D-2	/	79.5	1
HTI150	HTI 150W	90V	150W	GY9.5	/	46	2
HTI152	HTI 152W	95V	150W	GY9.5	/	48	3
HTI250	HTI 250W-SE	45V	270W	FAX1.5	/	80	4
HTI400	HTI 400W-SE	55V	400W	FAX1.5	/	84	4
HTI403	HTI 403W-SE	55V	400W	FAX1.5	/	84	4
HTI404	HTI 404W-SE	55V	400W	FAX1.5	/	84	4
HTI405	HTI 405W-SE XS	55V	400W	GY9.5	/	80	5
HTI600	HTI 600W-SE	95V	600W	FAX1.5	/	84	4
HTI700	HTI 700W-SE-75 XS	70V	700W	FAX1.5	/	85	4
HTI705	HTI 705W-SE XS	70V	700W	GY9.5	/	85	5
HTI705-75	HTI 705W-SE-75 XS	70V	700W	GY9.5	/	85	5
HTI1200	HTI 1200W-SE XS	100V	1200W	GY22	/	135	6
HTI1800	HTI 1800W-SE XS	100V	1800W	GY22	/	135	6
HTI2500	HTI 2500W-SE XS	115V	2500W	G22 + CABLE	/	180	7

Order code	Manufacturer's code	Volts	Watts	Cap	X mm	Y mm	Fig.
HTI METAL HALIDE LAMPS WITH DICHROIC REFLECTOR							
HTI250-22	HTI 250W-22	45V	270W		67	73	8
HTI250-32	HTI 250W-32	45V	270W		67	73	8
HTI400-24	HTI 400W-24	55V	400W	PLUG & CABLE	67	73	9
HTI403-24	HTI 403W-24	55V	400W	PLUG & CABLE	67	73	9

Order code	Manufacturer's code	Watts	Cap	X mm	Y mm	Fig.
MSD SINGLE ENDED METAL HALIDE LAMPS						
MSD200	MSD 200W	200W	GY9.5	23	108	10
MSD250	MSD 250W	250W	GY9.5	23	108	10
MSD2502	MSD 250W-2	250W	GY9.5	23	108	10
MSD700	MSD 700W	700W	G22	40	175	11

Order code	Manufacturer's code	Watts	Cap	X mm	Y mm	Fig.
MSR SINGLE ENDED METAL HALIDE LAMPS						
MSR200HR	MSR 200W HR*	200W	GZY9.5	20	80	12
MSR400	MSR 400W	400W	GX9.5	23	112	12
MSR575-2	MSR 575W-2	575W	GX9.5	30	125	12
MSR700-2	MSR 700W-2	700W	G22	30	155	13
MSR1200	MSR 1200W	1200W	G22	40	175	13

*HOT RESTRIKE

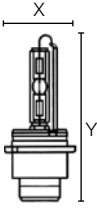


Fig 1

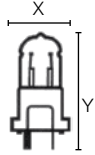


Fig 2

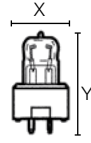


Fig 3

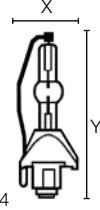


Fig 4

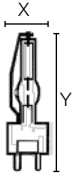


Fig 5

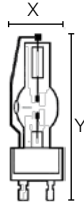


Fig 6

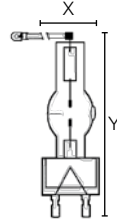


Fig 7

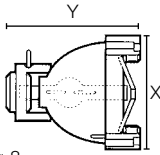


Fig 8

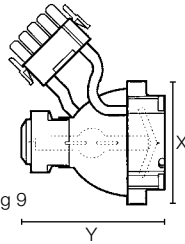


Fig 9

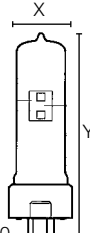


Fig 10

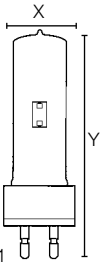


Fig 11

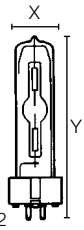


Fig 12

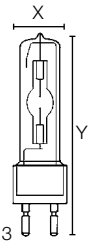


Fig 13

<i>Order code</i>	<i>Manufacturer's code</i>	<i>Watts</i>	<i>Cap</i>	<i>X mm</i>	<i>Y mm</i>	<i>Fig.</i>
HBO SHORT ARC MERCURY LAMPS						
HBO50-3	HBO 50W-3	50W	SFA6-2	9.5	53	1
HBO50-L1	HBO 50W-AC L1	50W	SFA6-2	9.5	53	2
HBO103-2	HBO 103W-2	100W	SFA7,5-2	10	90	3
HBOR103-45	HBO R 103W-45	100W	PIN	67	81.5	4
HBO200-DC	HBO 200W-DC	200W	SFC10-4-15	17	128	5
HBO200-2L1	HBO 200W-2 L1	200W	SFC10-4	17	128	5
HBO200-4L1	HBO 200W-4	200W	SFC10-4	17	128	5

<i>Order code</i>	<i>Manufacturer's code</i>	<i>Watts</i>	<i>Cap</i>	<i>X mm</i>	<i>Y mm</i>	<i>Fig.</i>
XBO XENON LAMPS						
XBO75-2	XBO 75W-2	75W	SFA9-2 , SFA7,5-2	10	90	6
XBO100	XBO 100W OFR	100W	SFA9-2 , SFA7,5-2	11	90	6
XBO100-45	XBO R 100W-45 OFR	100W		67	83	7/8
XBO150-1	XBO 150W-1	150W	SFC12-4 , SFCX12-4	20	150	9
XBO150-CR	XBO 150W-CR OFR	150W	SFC12-4 , SFCX12-4	20	150	9
XBO150-S	XBO 150W-S	150W	SFA12-11	20	117	10
XBO250	XBO 250W OFR	250W	SFA16-8 , SFA16-10	25	226	11
XBO450	XBO 450W	450W	SFA20-8 , SFA20-10	29	260	11
XBO450-1	XBO 450W-1	450W	SFA20-8 , SFA20-10	29	260	11
XBO450-2	XBO 450W-2 OFR	450W	SK19-36	29	177	12

